



دائرة التعليم والمعرفة
DEPARTMENT OF EDUCATION
AND KNOWLEDGE

TASJEEL v2

Online registration steps for parents

Table of Contents

- **Technical Requirements**
- **Online Registration Steps**
- **Complaints & Suggestions**

➤ **Technical Requirements**

- The following requirements should be met before starting:
Internet Explorer, FireFox or Google Chrome.
- JavaRuntime last update.

➤ Online Registration Steps

Logging in

1. Open the link:


<https://esispasa.adek.gov.ae>

Two options for login will be available:

1.1 Login with Emirates ID:

- Click (Login with Emirates ID (Parents)).

Screen shot (1)



Screen shot (1)

- Enter your Emirates ID number. Screen shot (2)



PLEASE ENTER YOUR EMIRATES ID

Emirates ID

Copyright © 2018 Department of Education and Knowledge. All rights reserved.

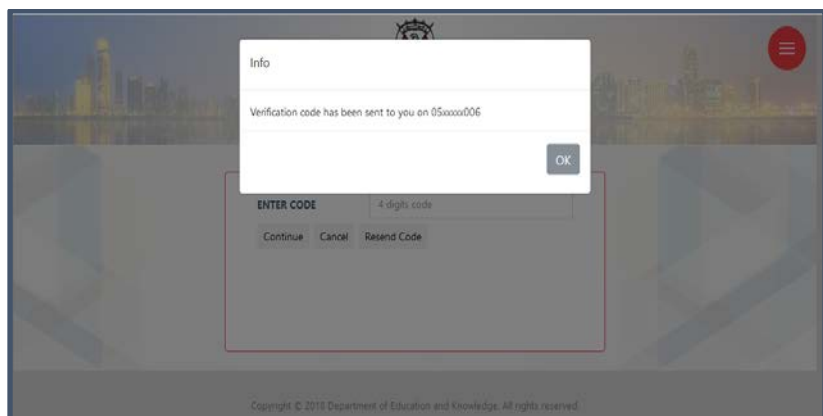
Screen shot (2)

- Click (Continue).
- Select one of the following options to receive the Verification Code (OTP): Screen shot (3)
 - Registered mobile number.
 - Registered email address.



Screen shot (3)

- Click (Continue).
- A message will be displayed informs you that the OTP is sent to your mobile or email address (according to your choice). Screen shot (4)



Screen shot (4)

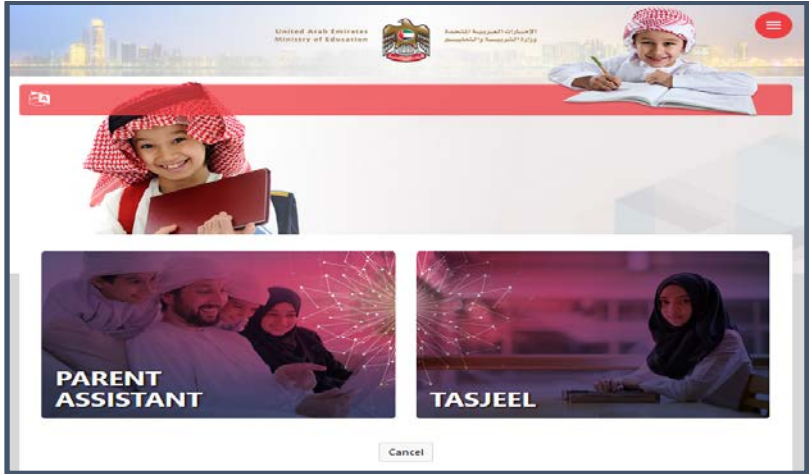
Note: If the displayed mobile number or email address is incorrect, you can select the other option or contact Federal Authority for Identity and Citizenship to amend your contact information.

- Click (Ok).
- Enter the OTP code. Screen shot (5)

The screenshot shows the login interface of the Department of Education and Knowledge. At the top, there is a logo and the text 'دائرة التعليم والمعرفة' and 'DEPARTMENT OF EDUCATION AND KNOWLEDGE'. Below this, there is a central form with the heading 'ENTER CODE' and a text input field labeled '4 digits code'. Underneath the input field are three buttons: 'Continue', 'Cancel', and 'Resend Code'. The background features a city skyline at night. A red menu icon is visible in the top right corner. At the bottom, there is a copyright notice: 'Copyright © 2018 Department of Education and Knowledge. All rights reserved.'

Screen shot (5)

- Click (Continue).
- PASA page will be opened. Screen shot (6)
- Click (Tasjeel).



Screen shot (6)

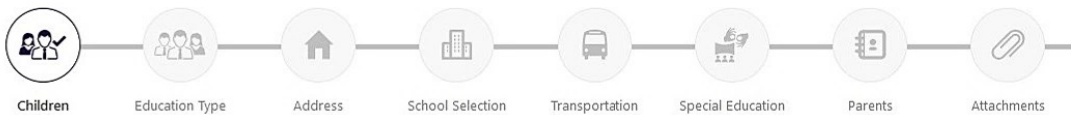
Tasjeel Requests

Clik 

Thank you for using Tasjeel. For more information use the following link
<https://www.akek.gov.ae/>

REFERENCE #	STUDENT NAME	YEAR	SCHOOL	GRADE	CONTACT INFORMATION	STATUS	STATUS DATE	COMMENTS
No records to display.								

Tasjeel



Step 1 : Children

EMIRATE ID	DATE OF BIRTH	SCHOOL	PUPIL NO.	GRADE	FULL NAME	STATUS	ACTIONS	DETAILS
------------	---------------	--------	-----------	-------	-----------	--------	---------	---------

Submit a registration request for a student who is not in the list above.

Back

Clik

Tasjeel



Step 1 : Children

EMIRATE ID	DATE OF BIRTH	SCHOOL	PUPIL NO.	GRADE	FULL NAME	STATUS	ACTIONS	DETAILS
------------	---------------	--------	-----------	-------	-----------	--------	---------	---------

Submit a registration request for a student who is not in the list above.

Please enter the Emirates ID number below:

EMIRATE ID

78420161111111

Validate

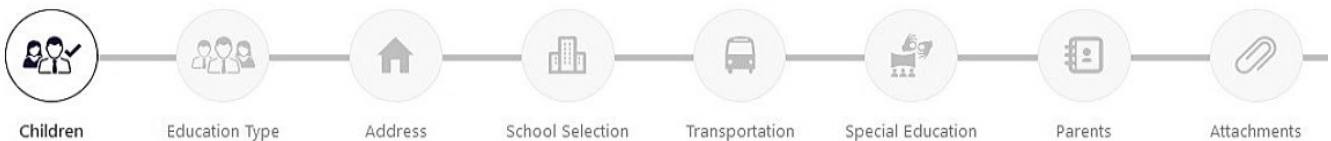
Back

Enter Student EID No



دائرة التعليم والمعرفة
DEPARTMENT OF EDUCATION
AND KNOWLEDGE

Tasjeel



Step 1 : Children

EMIRATE ID	DATE OF BIRTH	SCHOOL	PUPIL NO.	GRADE	FULL NAME	STATUS	ACTIONS	DETAILS
------------	---------------	--------	-----------	-------	-----------	--------	---------	---------

04-10-2016

78420161111111
WAZ BACHA BAHMANN BACHA.1
BAHMANN ABDULBAHMANN

Emirate ID has no record in the system

[Apply as a new student](#)



Click

Submit a registration request for a student who is not in the list above.

Error

There are no records in the system for the selected student. By clicking "Yes", you confirm that the student is new to the system and this is his/her first registration. By clicking "No", you confirm that you do not wish to continue registering the selected student. If the student is already registered, but it still shows as new registration, please contact the last school he/she attended for more information.

Tasjeel

Children Education Type Address School Selection Transportation Special Education Parents Attachments

Step 1 : Children

EMIRATE ID	DATE OF BIRTH	SCHOOL	PUPIL NO.	GRADE	FULL NAME	STATUS	ACTIONS	DETAILS
							Apply for Next Year seat reservation	?
							Apply as a new student	?

Submit a registration request for a student who is not in the list above.

Copyright © 2017 Pearson Education, Inc. or its affiliate(s). All rights reserved.

دائرة التعليم والمعرفة
DEPARTMENT OF EDUCATION
AND KNOWLEDGE

STUDENT - | ACADEMIC PROGRESS - | REPORTS - | TASJEEL - | ONLINE PAYMENTS - | PARENT INFORMATION -

Tasjeel

Children Education Type Address School Selection Transportation Special Education Parents Attachments

Step 2 : Education Type

EDUCATION TYPE : Private Nursery Military SOD

MOTHER OF THE CHILD IS EMIRATI

GRADE

t, you can change it in the field below, then click on Search. You can find s section.

Search

Click

ect, please check your Premises ID:
Sector
Road Number
Plot Number
Premises / Plot Id

xt